

Scaled data based on original data using
LM-79-2019 Approved Method: Electrical and Photometric Measurements of Solid-
State Lighting Products

Test Report Prepared for
Cooper Lighting Solutions

Brand: STREETWORKS

Report Number: P385767

Luminaire Tested: GAW-SA1B-760-U-RW

Issue Date: 3/3/2020

Test Information

Test Method: LM-79-2019
Report Number: P385767
TEST IS SCALED FROM IESNA LM-79-08 TEST DATA (G2-1903-205-7)
Test Lab: INNOVATION CENTER
Issue Date: 3/3/2020
Manufacturer: COOPER LIGHTING SOLUTIONS
Product Line: STREETWORKS
Catalog Number: GAW-SA1B-760-U-RW
Description: GALLEON WALL LUMINAIRE
(1) 70 CRI, 5700K, 800mA LIGHTSQUARE WITH 16 LEDS AND RECTANGULAR WIDE OPTICS
Light Source: -
Ballast/Driver: ELECTRONIC DRIVER

Summary

Lumens per Lamp: N/A
Luminaire Lumens: 6238 lumens
Efficiency: N/A
Efficacy: 141.8 lumens/watt
Luminous Opening: Rectangular (W 0.5' x L: 0.5' x H: 0')
IES Classification: Type III - Short
BUG Rating: B3 - U0 - G3

Input Watts (W): 44
Input Voltage (V): NR
Input Current (Ain): NR
Voltage Rise (V): NR
Power Factor: NR
Total Harmonic Distortion (THDi): NR
Frequency (hertz): 60
Stabilization Time: NR
Operation Time: NR
Ambient Temperature (°C): NR
Test Distance: 28.75 FT

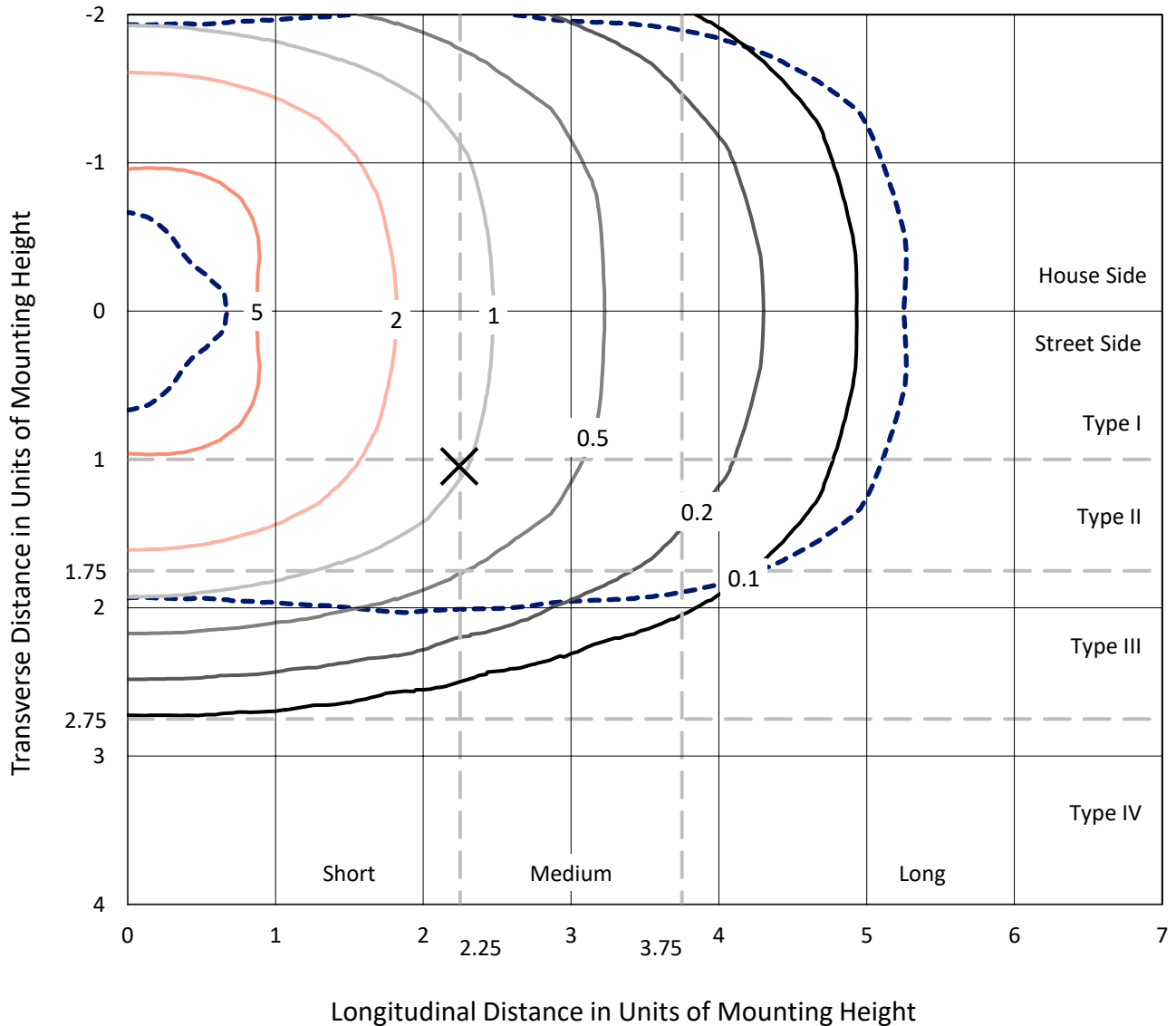




REPORT NUMBER: P385767
 CATALOG NUMBER: GAW-SA1B-760-U-RW

Iso-Footcandle Lines of Horizontal Illumination

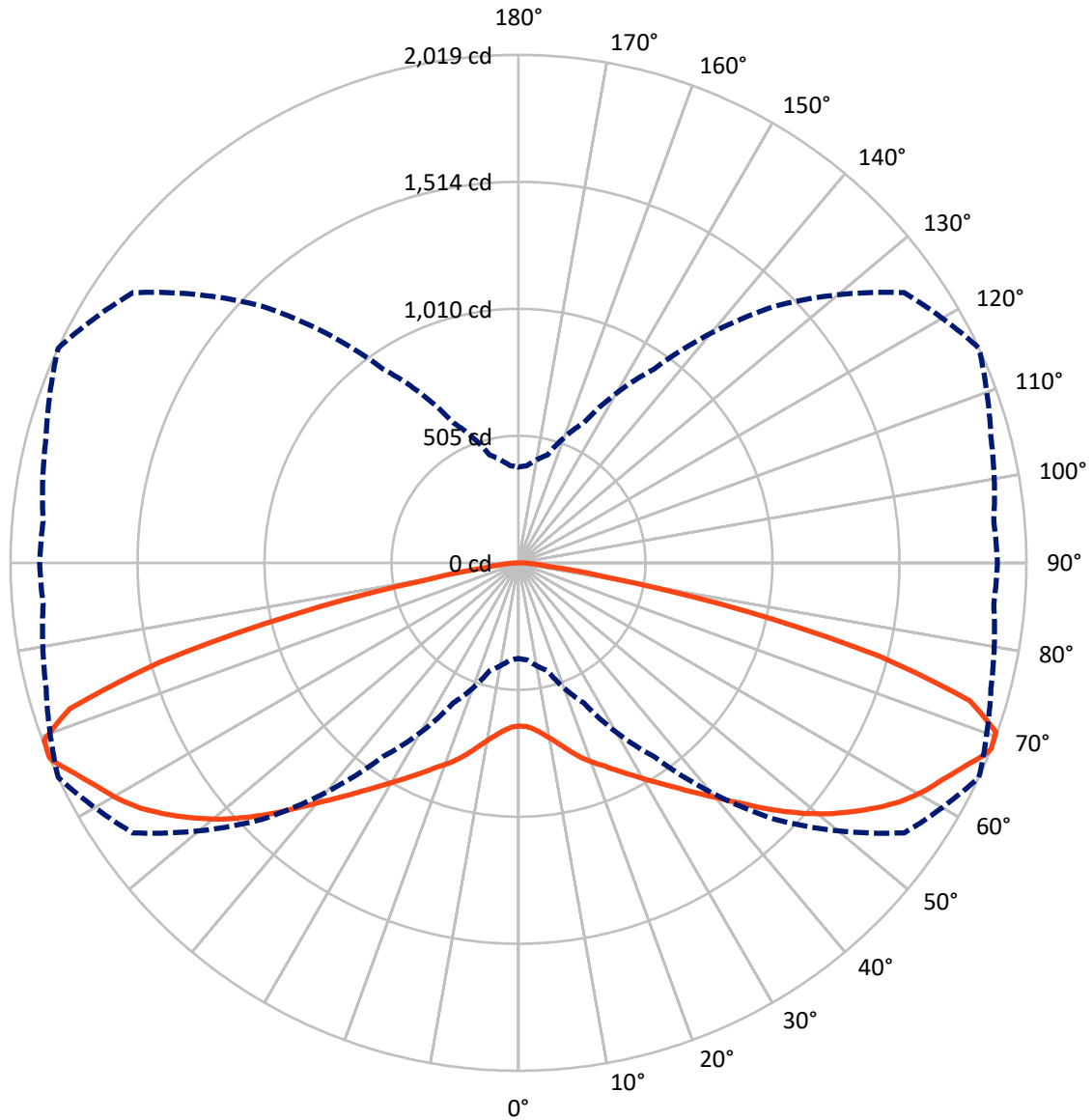
× Max cd
 - - - 1/2 Max cd



Based on 10 foot mounting height. Maximum calculated value = 7.3 fc
 Type III - Short - N/A

REPORT NUMBER: P385767
CATALOG NUMBER: GAW-SA1B-760-U-RW

Luminous Intensity Polar Plot



— Vertical Plane Through 65-Deg Lateral - - - Horizontal Cone Through 68-Deg Vertical

REPORT NUMBER: P385767
 CATALOG NUMBER: GAW-SA1B-760-U-RW

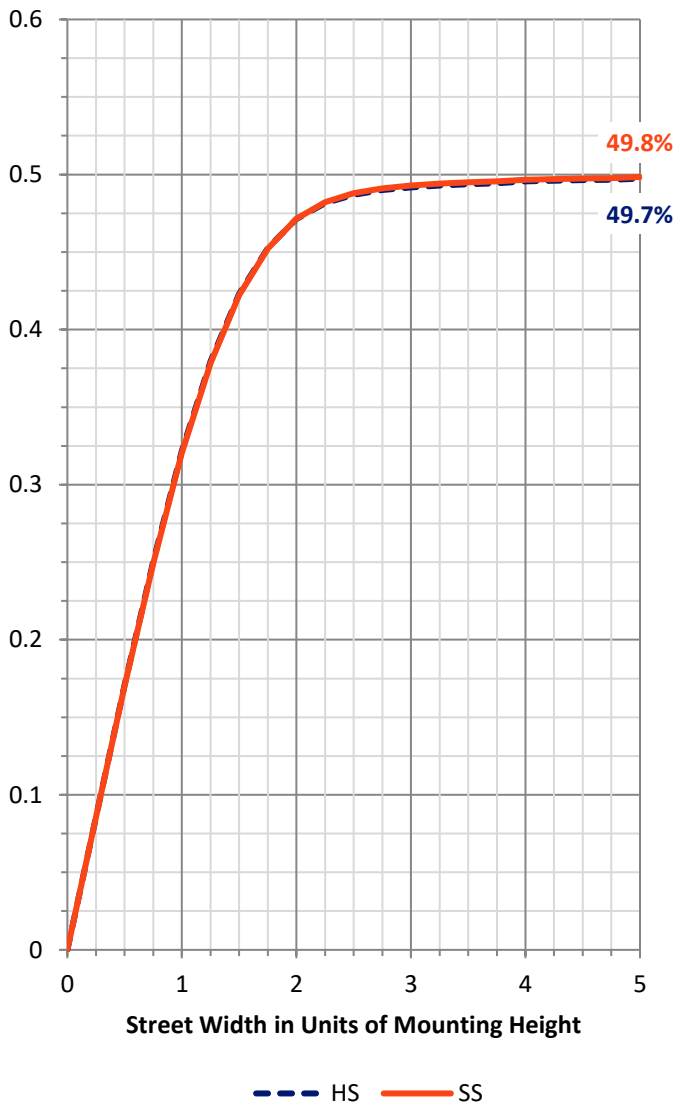
FLUX DISTRIBUTION:

		Downward	Upward	Total
House Side	Lumens	3119.0	0.0	3119.0
	% Fixture	50.0	0.0	50.0
Street Side	Lumens	3119.0	0.0	3119.0
	% Fixture	50.0	0.0	50.0
Total	Lumens	6238.0	0.0	6238.0
	% Fixture	100.0	0.0	100.0

ZONAL LUMENS:

Zone	Lumens	% Fixture
0°-10°	63.5	1.0
10°-20°	212.6	3.4
20°-30°	414.6	6.6
30°-40°	696.5	11.2
40°-50°	1097.4	17.6
50°-60°	1467.6	23.5
60°-70°	1426.7	22.9
70°-80°	779.9	12.5
80°-90°	79.3	1.3
90°-100°	0.0	0.0
100°-110°	0.0	0.0
110°-120°	0.0	0.0
120°-130°	0.0	0.0
130°-140°	0.0	0.0
140°-150°	0.0	0.0
150°-160°	0.0	0.0
160°-170°	0.0	0.0
170°-180°	0.0	0.0
0°-90°	6238.0	100.0
0°-180°	6238.0	100.0

Coefficient of Utilization



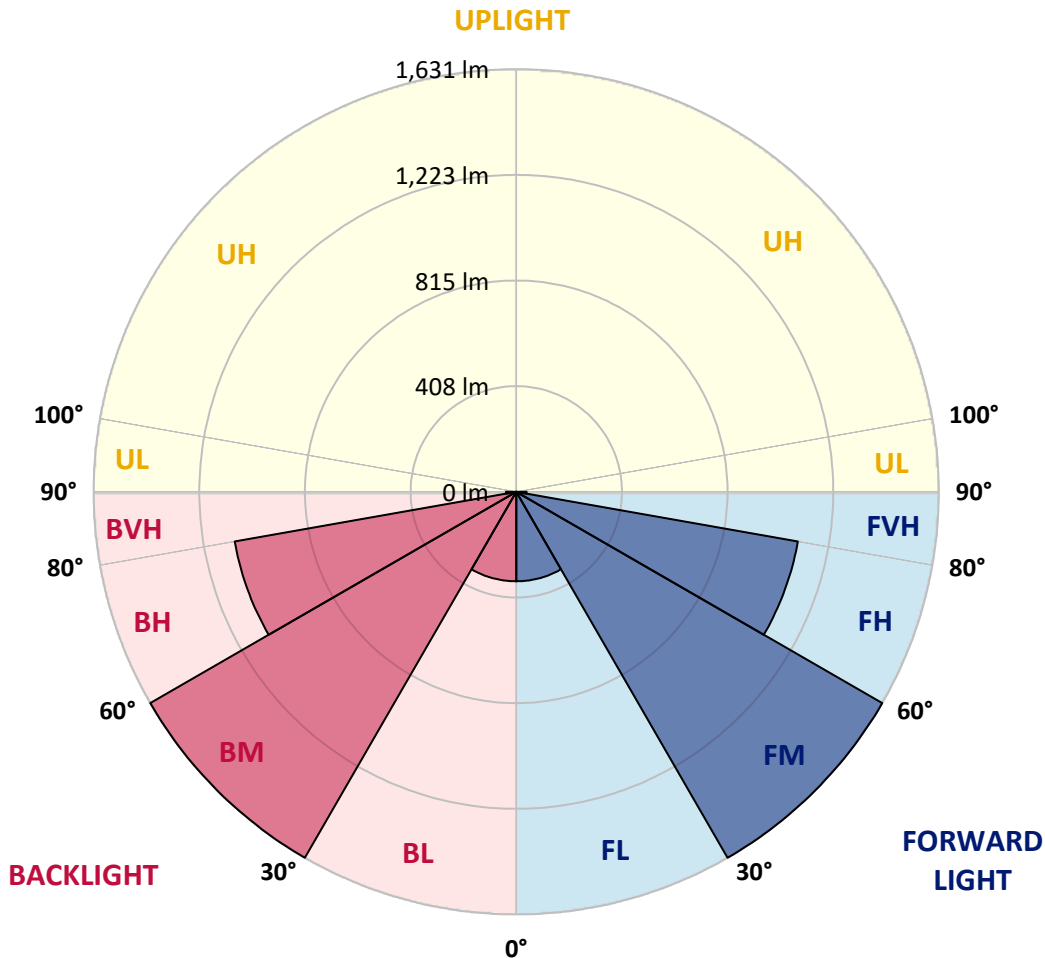
REPORT NUMBER: P385767
 CATALOG NUMBER: GAW-SA1B-760-U-RW

LUMINAIRE CLASSIFICATION SYSTEM LUMEN TABLE AND BUG RATING:

Zone	Lumens	% Fixture	Zone Rating/Lumen Limit		
			B	U	G
FL (0°-30°)	345.4	5.5			
FM (30°-60°)	1630.7	26.1			
FH (60°-80°)	1103.3	17.7			G1/1800
FVH (80°-90°)	39.7	0.6			G1/100
BL (0°-30°)	345.4	5.5	B1/500		
BM (30°-60°)	1630.7	26.1	B2/2500		
BH (60°-80°)	1103.3	17.7	B3/2500		G3/2500
BVH (80°-90°)	39.7	0.6			G1/100
UL (90°-100°)	0.0	0.0		U0/0	
UH (100°-180°)	0.0	0.0		U0/0	

BUG Rating: B3-U0-G3

Type III Short





REPORT NUMBER: P385767
 CATALOG NUMBER: GAW-SA1B-760-U-RW

CANDELA DISTRIBUTION (FULL):

	0°	5°	15°	25°	35°	45°	55°	65°	75°	85°	90°
0°	648.6	648.6	648.6	648.6	648.6	648.6	648.6	648.6	648.6	648.6	648.6
2.5°	644.0	644.2	645.3	646.5	647.6	650.3	650.9	652.0	652.4	653.4	653.4
5°	638.4	638.8	641.3	644.6	648.4	655.1	659.9	665.3	668.1	671.0	670.8
7.5°	637.7	638.8	642.3	647.8	654.0	665.1	675.2	686.0	693.4	700.1	699.6
10°	644.2	645.9	650.9	659.1	668.5	682.3	697.1	711.8	724.5	734.8	735.2
12.5°	654.0	656.1	664.1	676.4	690.6	708.4	726.0	742.5	760.1	775.4	776.6
15°	667.0	669.7	681.7	700.1	721.8	742.9	761.8	778.7	799.0	820.1	822.2
17.5°	686.3	690.0	705.7	730.6	759.3	782.5	802.1	814.9	831.8	853.6	857.6
20°	715.5	720.3	740.2	769.9	804.8	829.1	844.2	846.9	855.3	874.7	879.3
22.5°	753.6	757.8	780.0	815.3	854.4	880.8	888.7	877.8	877.0	892.7	897.1
25°	796.1	799.8	825.6	865.3	907.3	936.4	936.2	915.1	900.4	912.6	917.2
27.5°	843.8	849.6	874.3	916.1	961.1	989.7	988.1	955.4	927.6	930.8	934.7
30°	898.6	905.0	929.1	971.5	1016.5	1044.5	1042.5	999.4	957.5	949.2	952.1
32.5°	966.5	974.3	997.1	1038.9	1078.6	1103.9	1097.9	1047.1	993.5	975.3	978.0
35°	1048.3	1052.9	1077.0	1118.2	1150.4	1167.7	1155.0	1102.3	1039.1	1017.1	1017.1
37.5°	1131.1	1134.7	1161.7	1201.6	1232.8	1242.0	1217.1	1162.7	1098.7	1067.6	1068.2
40°	1210.6	1220.2	1250.6	1291.6	1322.3	1324.8	1291.8	1231.7	1165.0	1132.8	1136.6
42.5°	1293.7	1303.1	1339.3	1385.7	1412.9	1417.1	1378.4	1309.1	1239.9	1213.8	1217.9
45°	1367.7	1375.2	1417.1	1471.0	1504.9	1515.8	1470.0	1397.8	1320.8	1295.3	1296.4
47.5°	1419.4	1429.2	1475.2	1538.8	1588.2	1604.9	1559.9	1484.2	1400.5	1369.6	1372.3
50°	1466.2	1471.4	1518.1	1587.5	1650.3	1684.8	1646.3	1569.5	1481.1	1448.2	1451.2
52.5°	1492.4	1499.0	1544.2	1616.6	1690.8	1746.5	1723.1	1646.3	1558.9	1526.9	1530.4
55°	1474.2	1479.2	1533.4	1623.1	1715.9	1784.6	1788.1	1721.4	1635.2	1607.2	1617.2
57.5°	1391.3	1397.6	1463.7	1581.2	1719.1	1810.3	1837.1	1791.0	1706.5	1683.7	1689.6
60°	1261.9	1265.8	1336.3	1468.5	1658.0	1820.9	1868.2	1847.9	1776.4	1753.6	1761.5
62.5°	1031.2	1037.0	1121.3	1298.5	1529.0	1789.4	1898.3	1895.0	1841.4	1820.5	1827.6
65°	704.9	715.1	808.4	1032.4	1330.0	1692.7	1925.7	1949.8	1899.0	1872.6	1882.0
67.5°	425.6	433.2	500.7	681.7	1017.8	1497.8	1897.5	2012.1	1939.5	1897.1	1904.8
68°	380.5	387.4	443.8	615.1	941.4	1442.8	1871.8	2019.2	1943.9	1896.7	1903.6
70°	229.9	234.5	272.3	380.3	627.7	1144.5	1696.3	2013.4	1972.0	1902.5	1906.5
72.5°	149.8	151.2	157.5	195.1	320.6	640.0	1273.2	1876.2	2014.0	1936.6	1936.0
75°	124.5	123.6	124.2	128.6	158.1	280.7	744.0	1482.1	1919.9	1882.9	1869.7
77.5°	105.2	104.6	104.4	104.6	105.8	135.5	322.9	923.2	1469.1	1665.5	1677.3
80°	85.1	84.3	87.0	85.8	82.0	84.3	135.3	384.0	692.5	745.0	698.2
82.5°	61.9	58.8	70.5	67.1	64.0	59.4	74.7	124.0	165.2	113.4	79.7
85°	47.7	44.3	53.5	51.5	43.9	30.3	44.3	60.7	66.9	38.3	30.1
87.5°	19.5	20.5	38.7	30.5	25.7	14.6	18.2	24.3	32.6	16.3	12.5
90°	0.0	0.0	0.0	0.0	0.0	0.0	0.0	0.0	0.0	0.0	0.0

(END OF REPORT)